MAK-222A　ZJ79　2005年12月1日発行

トステム株式会社

# ルーフポートシグマ異形対応　取付け説明書

●この説明書は、必ず取付けされる方にお渡しください。

## ■取付けされる方へのお願い

●カーポート本体の組立て・取付けについては、カーポート本体に同梱の説明書をご覧ください。

## ■姿図

●ルーフポートシグマ

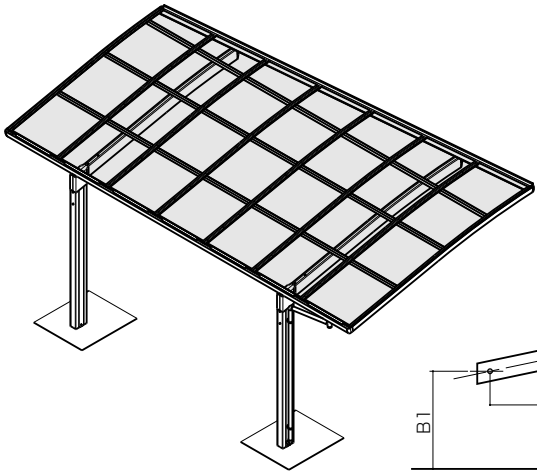

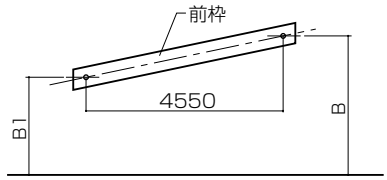


●ルーフポートシグマ1500

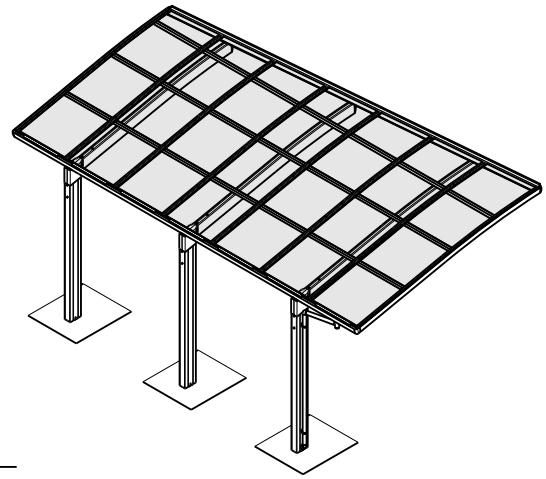

■前枠引っ掛け金具取付け位置

●ルーフポートシグマ

| | B | B1 | | | | | | | | | | | | | | | |
|---|---|---|---|---|---|---|---|---|---|---|---|---|---|---|---|---|---|
| | | 90° | 89° | 88° | 87° | 86° | 85° | 84° | 83° | 82° | 81° | 80° | 79° | 78° | 77° | 76° | 75° |
| 30型 | 2875.6 | 2875.6 | 2870.7 | 2865.0 | 2858.6 | 2851.3 | 2843.2 | 2834.4 | 2824.6 | 2814.1 | 2802.6 | 2790.2 | 2777.0 | 2762.7 | 2747.5 | 2731.2 | 2713.9 |
| 35型 | 2976.6 | 2976.6 | 2971.7 | 2966.0 | 2959.6 | 2952.3 | 2944.2 | 2935.4 | 2925.6 | 2915.1 | 2903.6 | 2891.2 | 2878.0 | 2863.7 | 2848.5 | 2832.2 | 2814.9 |
| 39型 | 3061.6 | 3061.6 | 3056.7 | 3051.0 | 3044.6 | 3037.3 | 3029.2 | 3020.4 | 3010.6 | 3000.1 | 2988.6 | 2976.2 | 2963.0 | 2948.7 | 2933.5 | 2917.2 | 2899.9 |

●ルーフポートシグマ1500

| | B | B1 | | | | | | | | | | | | | | | |
|---|---|---|---|---|---|---|---|---|---|---|---|---|---|---|---|---|---|
| | | 90° | 89° | 88° | 87° | 86° | 85° | 84° | 83° | 82° | 81° | 80° | 79° | 78° | 77° | 76° | 75° |
| 30型 | 2901.6 | 2901.6 | 2896.7 | 2891.0 | 2884.6 | 2877.3 | 2869.2 | 2860.4 | 2850.6 | 2840.1 | 2828.6 | 2816.2 | 2803.0 | 2788.7 | 2773.5 | 2757.2 | 2739.9 |
| 35型 | 3002.6 | 3002.6 | 2997.7 | 2992.0 | 2985.6 | 2978.3 | 2970.2 | 2961.4 | 2951.6 | 2941.1 | 2929.6 | 2917.2 | 2904.0 | 2889.7 | 2874.5 | 2858.2 | 2840.9 |
| 39型 | 3087.6 | 3087.6 | 3082.7 | 3077.0 | 3070.6 | 3063.3 | 3055.2 | 3046.4 | 3036.6 | 3026.1 | 3014.6 | 3002.2 | 2989.0 | 2974.7 | 2959.5 | 2943.2 | 2925.9 |

## ■基本図

●ルーフポートシグマ

| | W | H | A |
|---|---|---|---|
| 30型 | 3023 | 2924 | 2733 |
| 35型 | 3499 | 3025 | 2835 |
| 39型 | 3899 | 3110 | 2920 |

●ルーフポートシグマ1500

| | W | H | A |
|---|---|---|---|
| 30型 | 3023 | 2950 | 2735 |
| 35型 | 3499 | 3051 | 2836 |
| 39型 | 3899 | 3136 | 2921 |

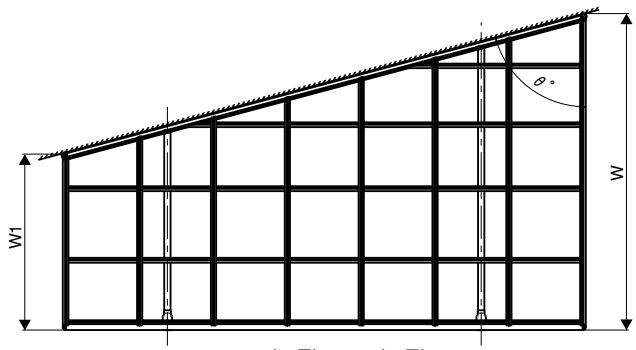


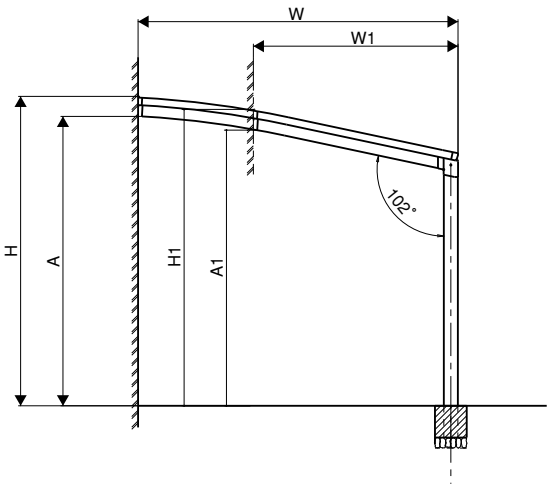


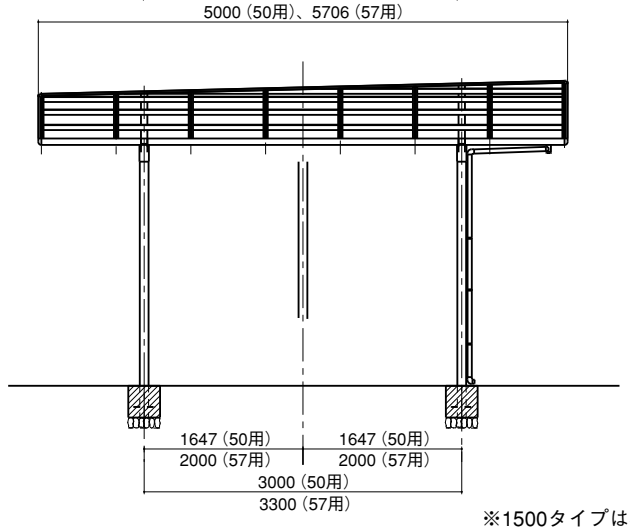


※1500タイプは柱3本

## ●ルーフポートシグマ

| | | | 90° | 89° | 88° | 87° | 86° | 85° | 84° | 83° | 82° | 81° | 80° | 79° | 78° | 77° | 76° | 75° |
|---|---|---|---|---|---|---|---|---|---|---|---|---|---|---|---|---|---|---|
| 50サイズ | 30型 | W1 | 3022.5 | 2935.7 | 2848.4 | 2761.0 | 2673.4 | 2585.6 | 2497.5 | 2409.1 | 2320.3 | 2231.1 | 2141.4 | 2051.1 | 1960.2 | 1868.7 | 1776.4 | 1683.3 |
| | | A1 | 2733.5 | 2728.1 | 2721.9 | 2714.8 | 2706.8 | 2697.9 | 2688.2 | 2677.5 | 2665.9 | 2653.3 | 2639.7 | 2625.1 | 2609.4 | 2592.7 | 2574.8 | 2555.8 |
| | | H1 | 2924.0 | 2918.6 | 2912.4 | 2905.3 | 2897.3 | 2888.4 | 2878.7 | 2868.0 | 2856.4 | 2843.8 | 2830.2 | 2815.6 | 2799.9 | 2783.2 | 2765.3 | 2746.3 |
| | 35型 | W1 | 3498.5 | 3411.7 | 3324.4 | 3237.0 | 3149.4 | 3061.6 | 2973.5 | 2885.1 | 2796.3 | 2707.1 | 2617.4 | 2527.1 | 2436.2 | 2344.7 | 2252.4 | 2159.3 |
| | | A1 | 2834.5 | 2829.1 | 2822.9 | 2815.8 | 2807.8 | 2798.9 | 2789.2 | 2778.5 | 2766.9 | 2754.3 | 2740.7 | 2726.1 | 2710.4 | 2693.7 | 2675.8 | 2656.8 |
| | | H1 | 3025.0 | 3019.6 | 3013.4 | 3006.3 | 2998.3 | 2989.4 | 2979.7 | 2969.0 | 2957.4 | 2944.8 | 2931.2 | 2916.6 | 2900.9 | 2884.2 | 2866.3 | 2847.3 |
| | 39型 | W1 | 3898.5 | 3811.7 | 3724.4 | 3637.0 | 3549.4 | 3461.6 | 3373.5 | 3285.1 | 3196.3 | 3107.1 | 3017.4 | 2927.1 | 2836.2 | 2744.7 | 2652.4 | 2559.3 |
| | | A1 | 2919.5 | 2914.1 | 2907.9 | 2900.8 | 2892.8 | 2883.9 | 2874.2 | 2863.5 | 2851.9 | 2839.3 | 2825.7 | 2811.1 | 2795.4 | 2778.7 | 2760.8 | 2741.8 |
| | | H1 | 3110.0 | 3104.6 | 3098.4 | 3091.3 | 3083.3 | 3074.4 | 3064.7 | 3054.0 | 3042.4 | 3029.8 | 3016.2 | 3001.6 | 2985.9 | 2969.2 | 2951.3 | 2932.3 |
| 57サイズ | 30型 | W1 | 3022.5 | 2923.4 | 2823.7 | 2724.0 | 2624.0 | 2523.8 | 2423.3 | 2322.4 | 2221.1 | 2119.3 | 2016.9 | 1913.9 | 1810.2 | 1705.7 | 1600.3 | 1494.1 |
| | | A1 | 2733.5 | 2727.3 | 2720.0 | 2711.5 | 2701.9 | 2691.2 | 2679.3 | 2666.2 | 2651.8 | 2636.2 | 2619.3 | 2601.1 | 2581.5 | 2560.5 | 2538.0 | 2513.9 |
| | | H1 | 2924.0 | 2917.8 | 2910.5 | 2902.0 | 2892.4 | 2881.7 | 2869.8 | 2856.7 | 2842.3 | 2826.7 | 2809.8 | 2791.6 | 2772.0 | 2751.0 | 2728.5 | 2704.4 |
| | 35型 | W1 | 3498.5 | 3399.4 | 3299.7 | 3200.0 | 3100.0 | 2999.8 | 2899.3 | 2798.4 | 2697.1 | 2595.3 | 2492.9 | 2389.9 | 2286.2 | 2181.7 | 2076.3 | 1970.1 |
| | | A1 | 2834.5 | 2828.3 | 2821.0 | 2812.5 | 2802.9 | 2792.2 | 2780.3 | 2767.2 | 2752.8 | 2737.2 | 2720.3 | 2702.1 | 2682.5 | 2661.5 | 2639.0 | 2614.9 |
| | | H1 | 3025.0 | 3018.8 | 3011.5 | 3003.0 | 2993.4 | 2982.7 | 2970.8 | 2957.7 | 2943.3 | 2927.7 | 2910.8 | 2892.6 | 2873.0 | 2852.0 | 2829.5 | 2805.4 |
| | 39型 | W1 | 3898.5 | 3799.4 | 3699.7 | 3600.0 | 3500.0 | 3399.8 | 3299.3 | 3198.4 | 3097.1 | 2995.3 | 2892.9 | 2789.9 | 2686.2 | 2581.7 | 2476.3 | 2370.1 |
| | | A1 | 2919.5 | 2913.3 | 2906.0 | 2897.5 | 2887.9 | 2877.2 | 2865.3 | 2852.2 | 2837.8 | 2822.2 | 2805.3 | 2787.1 | 2767.5 | 2746.5 | 2724.0 | 2699.9 |
| | | H1 | 3110.0 | 3103.8 | 3096.5 | 3088.0 | 3078.4 | 3067.7 | 3055.8 | 3042.7 | 3028.3 | 3012.7 | 2995.8 | 2977.6 | 2958.0 | 2937.0 | 2914.5 | 2890.4 |

## ●ルーフポートシグマ1500

| | | | 90° | 89° | 88° | 87° | 86° | 85° | 84° | 83° | 82° | 81° | 80° | 79° | 78° | 77° | 76° | 75° |
|---|---|---|---|---|---|---|---|---|---|---|---|---|---|---|---|---|---|---|
| 50サイズ | 30型 | W1 | 3022.5 | 2935.7 | 2848.4 | 2761.0 | 2673.4 | 2585.6 | 2497.5 | 2409.1 | 2320.3 | 2231.1 | 2141.4 | 2051.1 | 1960.2 | 1868.7 | 1776.4 | 1683.3 |
| | | A1 | 2735.1 | 2729.7 | 2723.5 | 2716.4 | 2708.4 | 2699.5 | 2689.8 | 2679.1 | 2667.5 | 2654.9 | 2641.3 | 2626.7 | 2611.0 | 2594.3 | 2576.4 | 2557.4 |
| | | H1 | 2950.0 | 2944.6 | 2938.4 | 2931.3 | 2923.3 | 2914.4 | 2904.7 | 2894.0 | 2882.4 | 2869.8 | 2856.2 | 2841.6 | 2825.9 | 2809.2 | 2791.3 | 2772.3 |
| | 35型 | W1 | 3498.5 | 3411.7 | 3324.4 | 3237.0 | 3149.4 | 3061.6 | 2973.5 | 2885.1 | 2796.3 | 2707.1 | 2617.4 | 2527.1 | 2436.2 | 2344.7 | 2252.4 | 2159.3 |
| | | A1 | 2836.1 | 2830.7 | 2824.5 | 2817.4 | 2809.4 | 2800.5 | 2790.8 | 2780.1 | 2768.5 | 2755.9 | 2742.3 | 2727.7 | 2712.0 | 2695.3 | 2677.4 | 2658.4 |
| | | H1 | 3051.0 | 3045.6 | 3039.4 | 3032.3 | 3024.3 | 3015.4 | 3005.7 | 2995.0 | 2983.4 | 2970.8 | 2957.2 | 2942.6 | 2926.9 | 2910.2 | 2892.3 | 2873.3 |
| | 39型 | W1 | 3898.5 | 3811.7 | 3724.4 | 3637.0 | 3549.4 | 3461.6 | 3373.5 | 3285.1 | 3196.3 | 3107.1 | 3017.4 | 2927.1 | 2836.2 | 2744.7 | 2652.4 | 2559.3 |
| | | A1 | 2921.1 | 2915.7 | 2909.5 | 2902.4 | 2894.4 | 2885.5 | 2875.8 | 2865.1 | 2853.5 | 2840.9 | 2827.3 | 2812.7 | 2797.0 | 2780.3 | 2762.4 | 2743.4 |
| | | H1 | 3136.0 | 3130.6 | 3124.4 | 3117.3 | 3109.3 | 3100.4 | 3090.7 | 3080.0 | 3068.4 | 3055.8 | 3042.2 | 3027.6 | 3011.9 | 2995.2 | 2977.3 | 2958.3 |
| 57サイズ | 30型 | W1 | 3022.5 | 2923.4 | 2823.7 | 2724.0 | 2624.0 | 2523.8 | 2423.3 | 2322.4 | 2221.1 | 2119.3 | 2016.9 | 1913.9 | 1810.2 | 1705.7 | 1600.3 | 1494.1 |
| | | A1 | 2735.1 | 2728.9 | 2721.6 | 2713.1 | 2703.5 | 2692.8 | 2680.9 | 2667.8 | 2653.4 | 2637.8 | 2620.9 | 2602.7 | 2583.1 | 2562.1 | 2539.6 | 2515.5 |
| | | H1 | 2950.0 | 2943.8 | 2936.5 | 2928.0 | 2918.4 | 2907.7 | 2895.8 | 2882.7 | 2868.3 | 2852.7 | 2835.8 | 2817.6 | 2798.0 | 2777.0 | 2754.5 | 2730.4 |
| | 35型 | W1 | 3498.5 | 3399.4 | 3299.7 | 3200.0 | 3100.0 | 2999.8 | 2899.3 | 2798.4 | 2697.1 | 2595.3 | 2492.9 | 2389.9 | 2286.2 | 2181.7 | 2076.3 | 1970.1 |
| | | A1 | 2836.1 | 2829.9 | 2822.6 | 2814.1 | 2804.5 | 2793.8 | 2781.9 | 2768.8 | 2754.4 | 2738.8 | 2721.9 | 2703.7 | 2684.1 | 2663.1 | 2640.6 | 2616.5 |
| | | H1 | 3051.0 | 3044.8 | 3037.5 | 3029.0 | 3019.4 | 3008.7 | 2996.8 | 2983.7 | 2969.3 | 2953.7 | 2936.8 | 2918.6 | 2899.0 | 2878.0 | 2855.5 | 2831.4 |
| | 39型 | W1 | 3898.5 | 3799.4 | 3699.7 | 3600.0 | 3500.0 | 3399.8 | 3299.3 | 3198.4 | 3097.1 | 2995.3 | 2892.9 | 2789.9 | 2686.2 | 2581.7 | 2476.3 | 2370.1 |
| | | A1 | 2921.1 | 2914.9 | 2907.6 | 2899.1 | 2889.5 | 2878.8 | 2866.9 | 2853.8 | 2839.4 | 2823.8 | 2806.9 | 2788.7 | 2769.1 | 2748.1 | 2725.6 | 2701.5 |
| | | H1 | 3136.0 | 3129.8 | 3122.5 | 3114.0 | 3104.4 | 3093.7 | 3081.8 | 3068.7 | 3054.3 | 3038.7 | 3021.8 | 3003.6 | 2984.0 | 2963.0 | 2940.5 | 2916.4 |

## ■施工例

※前枠が母屋と重ならないように施工してください。

### ■シーリング個所

●図のようにシーリングしてください。

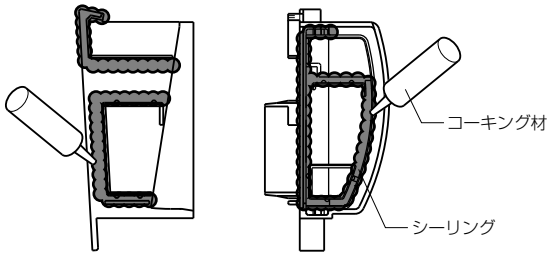


※施工後、キャップのすき間にコーキング材を充てんしてください。

### ■可動範囲

●可動範囲で施工してください。

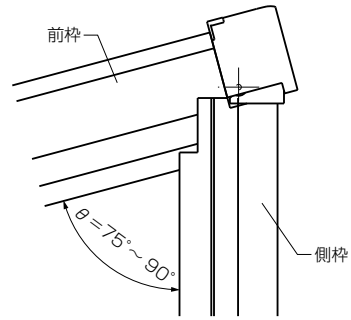


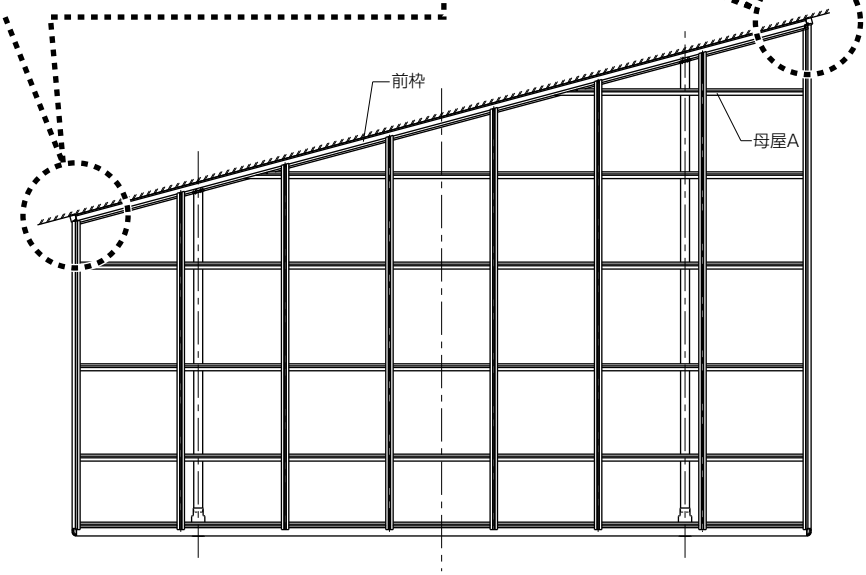

## ■部材名称

### ●ルーフポートシグマ

（50サイズ）

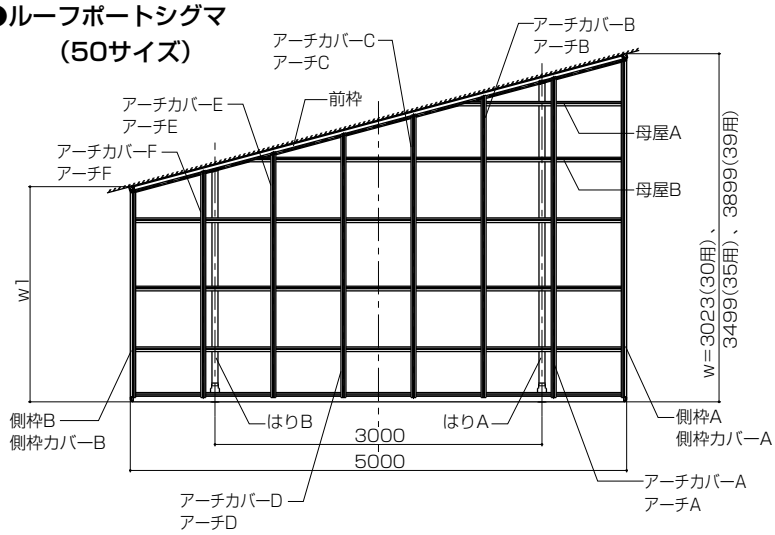


（57サイズ）

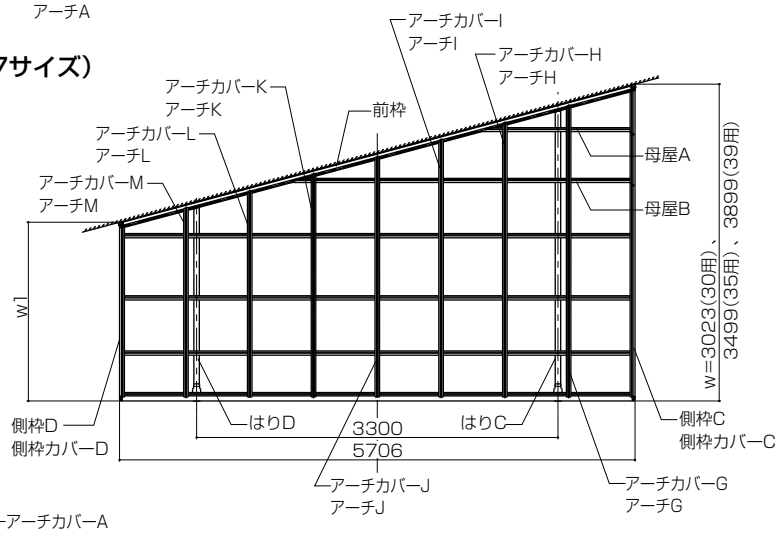


### ●ルーフポートシグマ1500

（50サイズ）

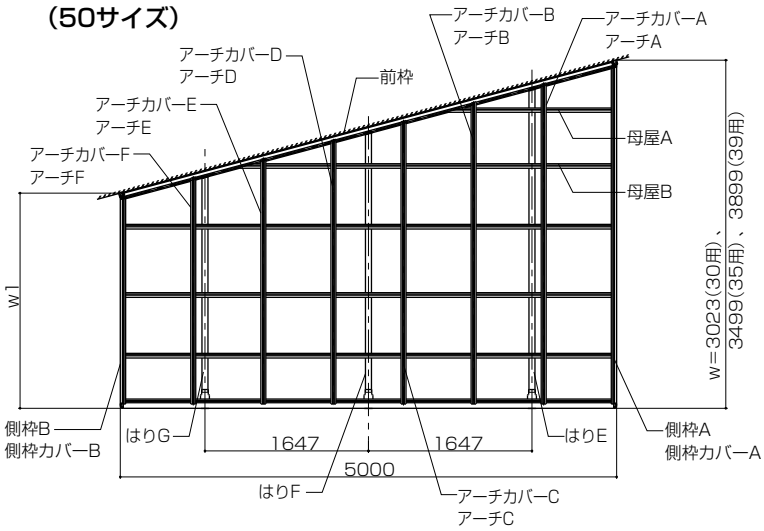


（57サイズ）

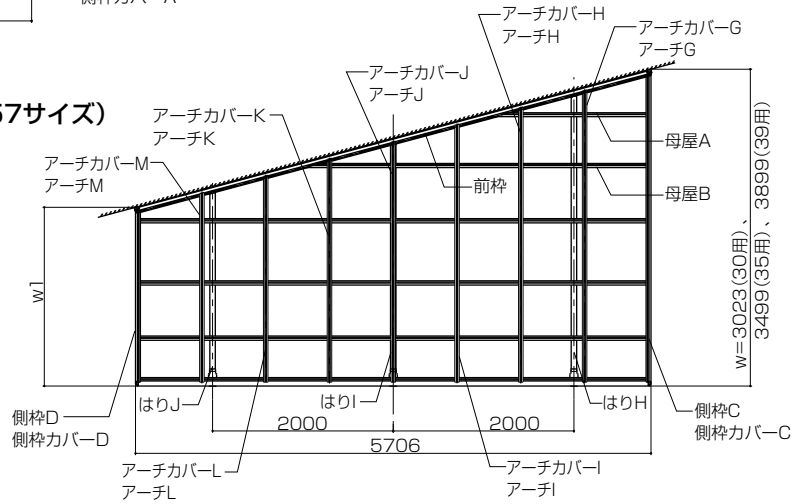

## ■前枠・母屋・側枠・はり・アーチ・アーチカバー・屋根パネルの現場加工

### ●前枠

※フィンの切欠き加工後、同梱の前枠用ビートをフィンの中央に取付けてください。

### ●50サイズ

| θ° | L | A | B | C | E | D | α° |
|---|---|---|---|---|---|---|---|
| 90° | 4942 | 3000 | 971.0 | 196 | 794.2 | 706 | 0 |
| 89° | 4954.1 | 3008 | 973.0 | 196 | 796.2 | 708.1 | 0.18 |
| 88° | 4966.2 | 3015.3 | 975.4 | 196 | 798.1 | 709.8 | 0.31 |
| 87° | 4978.3 | 3022.6 | 977.8 | 196 | 800.1 | 711.5 | 0.44 |
| 86° | 4990.4 | 3029.9 | 980.2 | 196 | 802.0 | 713.2 | 0.57 |
| 85° | 5002.5 | 3037.2 | 982.6 | 196 | 804.0 | 714.9 | 0.7 |
| 84° | 5014.6 | 3044.5 | 985.0 | 196 | 805.9 | 716.6 | 0.83 |
| 83° | 5026.7 | 3051.8 | 987.4 | 196 | 807.9 | 718.3 | 0.96 |
| 82° | 5038.8 | 3059.1 | 989.8 | 196 | 809.8 | 720 | 1.09 |
| 81° | 5050.9 | 3066.4 | 992.3 | 196 | 811.7 | 721.7 | 1.22 |
| 80° | 5063.0 | 3073.7 | 994.7 | 196 | 813.7 | 723.4 | 1.35 |
| 79° | 5075.1 | 3081 | 997.1 | 196 | 815.6 | 725.1 | 1.48 |
| 78° | 5087.2 | 3088.3 | 999.5 | 196 | 817.6 | 726.8 | 1.61 |
| 77° | 5099.3 | 3095.6 | 1001.9 | 196 | 819.5 | 728.5 | 1.74 |
| 76° | 5111.4 | 3102.9 | 1004.3 | 196 | 821.4 | 730.2 | 1.87 |
| 75° | 5123.5 | 3110.2 | 1006.7 | 196 | 823.4 | 731.9 | 2 |

### ●57サイズ

| θ° | L | A | B | C | E | D | α° |
|---|---|---|---|---|---|---|---|
| 90° | 5648 | 3300 | 971.0 | 196 | 779.5 | 706 | 0 |
| 89° | 5662.1 | 3307.7 | 1177.2 | 196 | 747.5 | 708.1 | 0.18 |
| 88° | 5675.9 | 3315.8 | 1180.1 | 196 | 749.3 | 709.8 | 0.31 |
| 87° | 5689.7 | 3323.9 | 1182.9 | 196 | 751.1 | 711.5 | 0.44 |
| 86° | 5703.5 | 3332 | 1185.8 | 196 | 753.0 | 713.2 | 0.57 |
| 85° | 5717.3 | 3340.1 | 1188.6 | 196 | 754.8 | 714.9 | 0.7 |
| 84° | 5731.1 | 3348.2 | 1191.5 | 196 | 756.6 | 716.6 | 0.83 |
| 83° | 5744.9 | 3356.3 | 1194.3 | 196 | 758.4 | 718.3 | 0.96 |
| 82° | 5758.7 | 3364.4 | 1197.2 | 196 | 760.3 | 720 | 1.09 |
| 81° | 5772.5 | 3372.5 | 1200.0 | 196 | 762.1 | 721.7 | 1.22 |
| 80° | 5786.3 | 3380.6 | 1202.9 | 196 | 763.9 | 723.4 | 1.35 |
| 79° | 5800.1 | 3388.7 | 1205.7 | 196 | 765.7 | 725.1 | 1.48 |
| 78° | 5813.9 | 3396.8 | 1208.6 | 196 | 767.6 | 726.8 | 1.61 |
| 77° | 5827.7 | 3404.9 | 1211.4 | 196 | 769.4 | 728.5 | 1.74 |
| 76° | 5841.5 | 3413 | 1214.3 | 196 | 771.2 | 730.2 | 1.87 |
| 75° | 5855.3 | 3421.1 | 1217.1 | 196 | 773.0 | 731.9 | 2 |

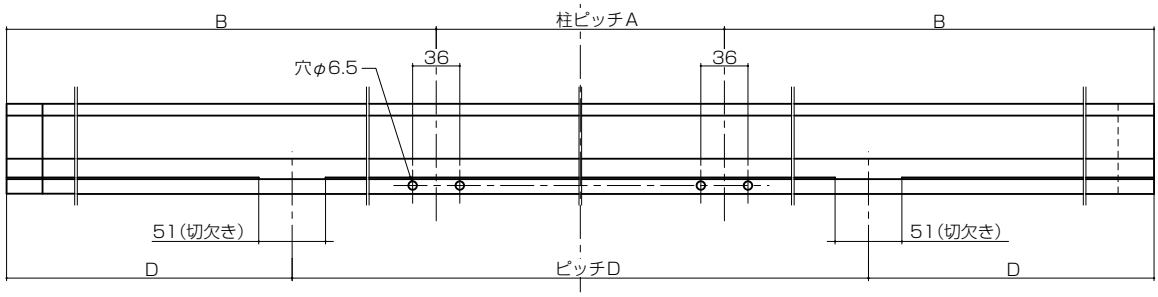


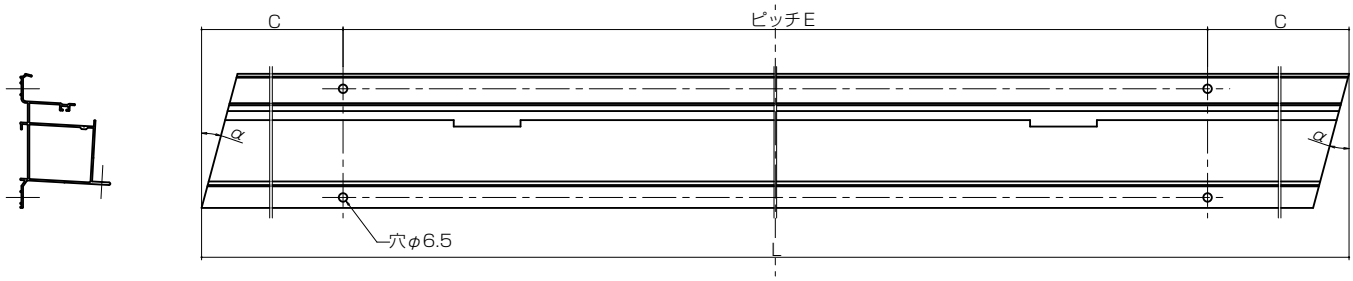


### ●母屋

※前枠側の母屋が前枠と干渉する場合、図のように母屋を切断してください。

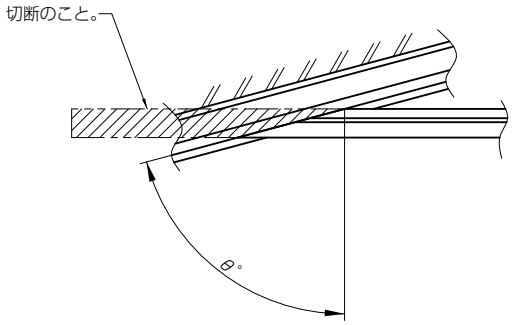

## ●側枠A

●図のように、切欠き加工を行ってください。

前枠側

## ●側枠B

●寸法表にしたがい、切詰めてください。

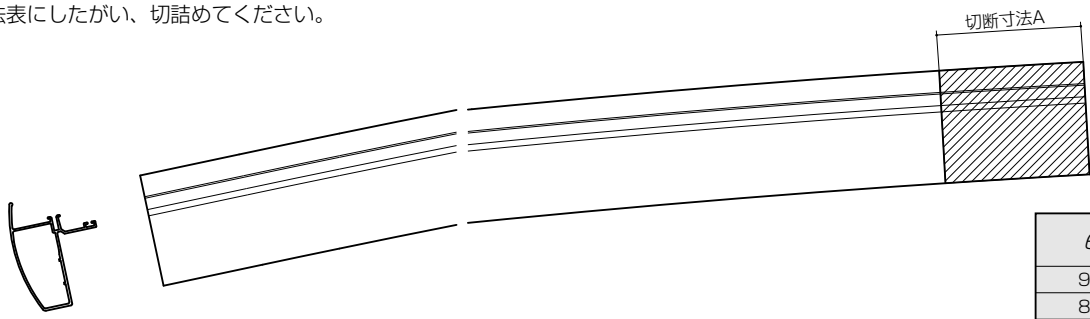


| θ° | 切断寸法A | |
|---|---|---|
| | 側枠B | 側枠D |
| 90° | 0 | 0 |
| 89° | 89.5 | 102.3 |
| 88° | 178.8 | 204.2 |
| 87° | 268.1 | 306.1 |
| 86° | 357.4 | 408 |
| 85° | 446.7 | 509.9 |
| 84° | 536 | 611.8 |
| 83° | 625.3 | 713.7 |
| 82° | 714.6 | 815.6 |
| 81° | 803.9 | 917.5 |
| 80° | 893.2 | 1019.4 |
| 79° | 982.5 | 1121.3 |
| 78° | 1071.8 | 1223.2 |
| 77° | 1161.1 | 1325.1 |
| 76° | 1250.4 | 1427 |
| 75° | 1339.7 | 1528.9 |

## ●はり

●寸法表にしたがい、切詰めてください。

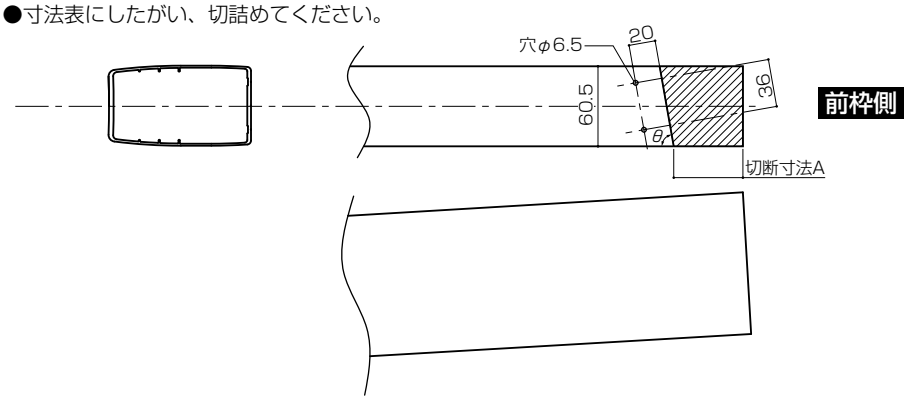


| θ° | 切断寸法A | | | | | | | | | |
|---|---|---|---|---|---|---|---|---|---|---|
| | はりA | はりB | はりC | はりD | はりE | はりF | はりG | はりH | はりI | はりJ |
| 90° | 0 | 0 | 0 | 0 | 0 | 0 | 0 | 0 | 0 | 0 |
| 89° | 17.7 | 71.3 | 21.4 | 80.3 | 15.1 | 44.5 | 48.6 | 15.1 | 50.8 | 86.6 |
| 88° | 35.5 | 142.7 | 42.7 | 160.6 | 30.2 | 89.1 | 97.2 | 30.2 | 101.7 | 173.1 |
| 87° | 53.2 | 214.0 | 64.1 | 240.9 | 45.3 | 133.6 | 145.8 | 45.3 | 152.5 | 259.7 |
| 86° | 70.9 | 285.3 | 85.4 | 321.2 | 60.4 | 178.1 | 194.5 | 60.4 | 203.3 | 346.2 |
| 85° | 88.7 | 356.7 | 106.8 | 401.5 | 75.5 | 222.6 | 243.1 | 75.5 | 254.2 | 432.8 |
| 84° | 106.4 | 428.0 | 128.1 | 481.8 | 90.6 | 267.2 | 291.7 | 90.6 | 305.0 | 519.4 |
| 83° | 124.1 | 499.3 | 149.5 | 562.1 | 105.7 | 311.7 | 340.3 | 105.7 | 355.8 | 605.9 |
| 82° | 141.9 | 570.7 | 170.8 | 642.5 | 120.9 | 356.2 | 388.9 | 120.9 | 406.7 | 692.5 |
| 81° | 159.6 | 642.0 | 192.2 | 722.8 | 136.0 | 400.7 | 437.5 | 136.0 | 457.5 | 779.0 |
| 80° | 177.3 | 713.3 | 213.5 | 803.1 | 151.1 | 445.3 | 486.1 | 151.1 | 508.3 | 865.6 |
| 79° | 195.1 | 784.7 | 234.9 | 883.4 | 166.2 | 489.8 | 534.7 | 166.2 | 559.2 | 952.2 |
| 78° | 212.8 | 856.0 | 256.2 | 963.7 | 181.3 | 534.3 | 583.4 | 181.3 | 610.0 | 1038.7 |
| 77° | 230.5 | 927.3 | 277.6 | 1044.0 | 196.4 | 578.8 | 632.0 | 196.4 | 660.8 | 1125.3 |
| 76° | 248.3 | 998.7 | 298.9 | 1124.3 | 211.5 | 623.4 | 680.6 | 211.5 | 711.7 | 1211.8 |
| 75° | 266 | 1070 | 320.3 | 1204.6 | 226.6 | 667.9 | 729.2 | 226.6 | 762.5 | 1298.4 |

## ●アーチカバー

●寸法表にしたがって切詰めてください。

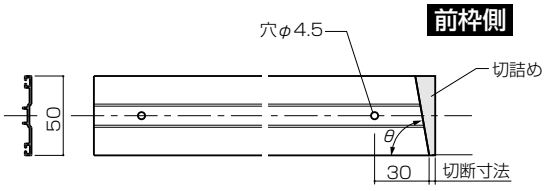


## ●側枠カバー

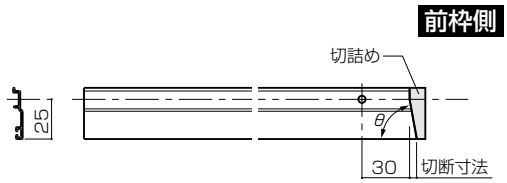


## ●アーチ

●寸法表にしたがって切詰めてください。

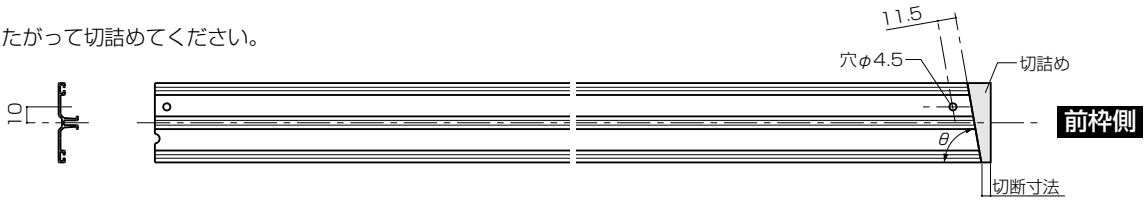


| θ° | アーチA<br>アーチカバーA | アーチB<br>アーチカバーB | アーチC<br>アーチカバーC | アーチD<br>アーチカバーD | アーチE<br>アーチカバーE | アーチF<br>アーチカバーF | アーチG<br>アーチカバーG | アーチH<br>アーチカバーH | アーチI<br>アーチカバーI | アーチJ<br>アーチカバーJ | アーチK<br>アーチカバーK | アーチL<br>アーチカバーL | アーチM<br>アーチカバーM | 側枠<br>カバーB | 側枠<br>カバーD |
|---|---|---|---|---|---|---|---|---|---|---|---|---|---|---|---|
| 90° | 0 | 0 | 0 | 0 | 0 | 0 | 0 | 0 | 0 | 0 | 0 | 0 | 0 | 0 | 0 |
| 89° | 13 | 25.6 | 38.2 | 50.8 | 63.4 | 76.1 | 13 | 25.6 | 38.2 | 50.8 | 63.4 | 76.1 | 88.8 | 89.2 | 101.8 |
| 88° | 26 | 51.2 | 76.4 | 101.7 | 126.9 | 152.1 | 26 | 51.2 | 76.4 | 101.7 | 126.9 | 152.1 | 177.6 | 178.4 | 203.6 |
| 87° | 39 | 76.8 | 114.7 | 152.5 | 190.3 | 228.2 | 39 | 76.8 | 114.7 | 152.5 | 190.3 | 228.2 | 266.4 | 267.6 | 305.4 |
| 86° | 52 | 102.5 | 152.9 | 203.3 | 253.8 | 304.2 | 52 | 102.5 | 152.9 | 203.3 | 253.8 | 304.2 | 355.2 | 356.8 | 407.2 |
| 85° | 65 | 128.1 | 191.1 | 254.2 | 317.2 | 380.3 | 65 | 128.1 | 191.1 | 254.2 | 317.2 | 380.3 | 444.0 | 446.0 | 509.0 |
| 84° | 78 | 153.7 | 229.3 | 305.0 | 380.7 | 456.3 | 78 | 153.7 | 229.3 | 305.0 | 380.7 | 456.3 | 532.8 | 535.2 | 610.8 |
| 83° | 91 | 179.3 | 267.5 | 355.8 | 444.1 | 532.4 | 91 | 179.3 | 267.5 | 355.8 | 444.1 | 532.4 | 621.6 | 624.4 | 712.6 |
| 82° | 104 | 204.9 | 305.8 | 406.7 | 507.6 | 608.4 | 104 | 204.9 | 305.8 | 406.7 | 507.6 | 608.4 | 710.4 | 713.5 | 814.4 |
| 81° | 117 | 230.5 | 344.0 | 457.5 | 571.0 | 684.5 | 117 | 230.5 | 344.0 | 457.5 | 571.0 | 684.5 | 799.2 | 802.7 | 916.2 |
| 80° | 130 | 256.1 | 382.2 | 508.3 | 634.5 | 760.5 | 130 | 256.1 | 382.2 | 508.3 | 634.5 | 760.5 | 888.0 | 891.9 | 1018.0 |
| 79° | 143 | 281.7 | 420.4 | 559.2 | 697.9 | 836.6 | 143 | 281.7 | 420.4 | 559.2 | 697.9 | 836.6 | 976.8 | 981.1 | 1119.8 |
| 78° | 156 | 307.4 | 458.6 | 610.0 | 761.4 | 912.6 | 156 | 307.4 | 458.6 | 610.0 | 761.4 | 912.6 | 1065.6 | 1070.3 | 1221.6 |
| 77° | 169 | 333.0 | 496.9 | 660.8 | 824.8 | 988.7 | 169 | 333.0 | 496.9 | 660.8 | 824.8 | 988.7 | 1154.4 | 1159.5 | 1323.4 |
| 76° | 182 | 358.6 | 535.1 | 711.7 | 888.3 | 1064.7 | 182 | 358.6 | 535.1 | 711.7 | 888.3 | 1064.7 | 1243.2 | 1248.7 | 1425.2 |
| 75° | 195 | 384.2 | 573.3 | 762.5 | 951.7 | 1140.8 | 195 | 384.2 | 573.3 | 762.5 | 951.7 | 1140.8 | 1332.0 | 1337.9 | 1527.0 |

## ●屋根パネル

●寸法表にしたがって切詰めてください。

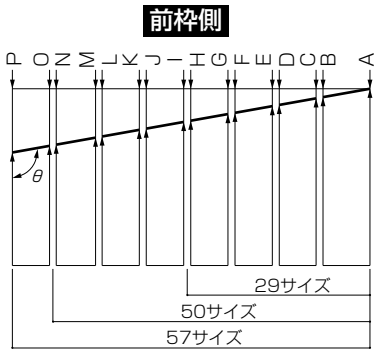


| θ° | A | B | C | D | E | F | G | H | I | J | K | L | M | N | O | P |
|---|---|---|---|---|---|---|---|---|---|---|---|---|---|---|---|---|
| 90° | 0 | 0 | 0 | 0 | 0 | 0 | 0 | 0 | 0 | 0 | 0 | 0 | 0 | 0 | 0 | 0 |
| 89° | 0.7 | 13.0 | 13.3 | 25.6 | 25.9 | 38.2 | 38.5 | 50.8 | 51.1 | 63.4 | 63.7 | 76.0 | 76.3 | 88.7 | 89.0 | 101.3 |
| 88° | 1.3 | 25.9 | 26.6 | 51.2 | 51.8 | 76.4 | 77.0 | 101.6 | 102.2 | 126.9 | 127.5 | 152.1 | 152.7 | 177.3 | 117.9 | 202.5 |
| 87° | 2.0 | 38.9 | 39.8 | 76.8 | 77.7 | 114.6 | 115.5 | 152.4 | 153.4 | 190.3 | 191.2 | 228.1 | 229.0 | 266.0 | 266.9 | 303.8 |
| 86° | 2.7 | 51.9 | 53.1 | 102.3 | 103.6 | 152.8 | 154.0 | 203.3 | 204.5 | 253.7 | 254.9 | 304.2 | 305.4 | 354.6 | 355.8 | 405.1 |
| 85° | 3.3 | 64.9 | 66.4 | 127.9 | 129.5 | 191.0 | 192.5 | 254.1 | 255.6 | 317.1 | 318.7 | 380.2 | 381.7 | 443.3 | 444.8 | 506.3 |
| 84° | 4.0 | 77.8 | 79.7 | 153.5 | 155.4 | 229.2 | 231.0 | 304.9 | 306.7 | 380.6 | 382.4 | 456.2 | 458.1 | 531.9 | 533.8 | 607.6 |
| 83° | 4.7 | 90.8 | 93.0 | 179.1 | 181.3 | 267.4 | 269.5 | 355.7 | 357.8 | 444.0 | 446.1 | 532.3 | 534.4 | 620.6 | 622.7 | 708.9 |
| 82° | 5.3 | 103.8 | 106.2 | 204.7 | 207.1 | 305.6 | 308.1 | 406.5 | 409.0 | 507.4 | 509.9 | 608.3 | 610.8 | 709.2 | 711.7 | 810.1 |
| 81° | 6.0 | 116.8 | 119.5 | 230.3 | 233.0 | 343.8 | 346.6 | 457.3 | 460.1 | 570.8 | 573.6 | 684.4 | 687.1 | 797.9 | 800.6 | 911.4 |
| 80° | 6.7 | 129.7 | 132.8 | 255.9 | 258.9 | 382.0 | 385.1 | 508.1 | 511.2 | 634.3 | 637.3 | 760.4 | 763.5 | 886.5 | 889.6 | 1012.7 |
| 79° | 7.3 | 142.7 | 146.1 | 281.5 | 284.8 | 420.2 | 423.6 | 558.9 | 562.3 | 697.7 | 701.1 | 836.4 | 839.8 | 975.2 | 978.6 | 1113.9 |
| 78° | 8.0 | 155.7 | 159.4 | 307.0 | 310.7 | 458.4 | 462.1 | 609.8 | 613.4 | 761.1 | 764.8 | 912.5 | 916.2 | 1063.8 | 1067.5 | 1215.2 |
| 77° | 8.7 | 168.7 | 172.6 | 332.6 | 336.6 | 496.6 | 500.6 | 660.6 | 664.6 | 824.5 | 828.5 | 988.5 | 992.5 | 1152.5 | 1156.5 | 1316.5 |
| 76° | 9.3 | 181.6 | 185.9 | 358.2 | 362.5 | 534.8 | 539.1 | 711.4 | 715.7 | 888.0 | 892.3 | 1064.6 | 1068.9 | 1241.1 | 1245.4 | 1417.7 |
| 75° | 10.0 | 194.6 | 199.2 | 383.8 | 388.4 | 573.0 | 577.6 | 762.2 | 766.8 | 915.4 | 956.0 | 1140.6 | 1145.2 | 1329.8 | 1334.4 | 1519.0 |

## ■はり・母屋の移設

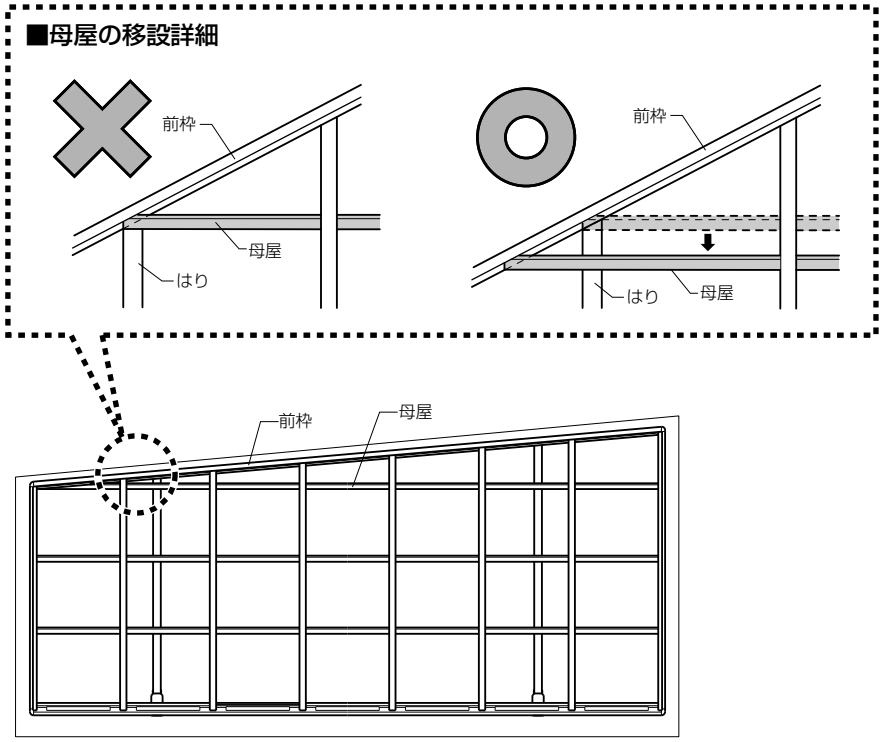


## ■梱包明細表

### ●前枠セット

| 名　　称 | 員　数 |
|---|---|
| 前枠 | 1 |

### ●部品セット

| 名　　称 | 員　数 |
|---|---|
| 前枠コーナーキャップ（自在） | L/R各１個 |
| 取付け説明書 | 1 |